	<b>PRODUCT SPECIFICATION</b>	DOC. NO.:	PLB-IFR26650-33A
		REV :	A/04
		SHEET :	1 of 15
		ECN NO:	

# 产品规格确认书

## SPECIFICATIONS OF PRODUCT

电芯型号 : IFR26650-33A

Cell Type : IFR26650-33A



产品设计 Design	产品设计审批 Design Approved	销售审批 Sales Approved	品质保证审批 QA Approved
ZH Zheng	LX Tomu	冯进兴	Kramei

客户确认 Customer Approved	签名 Signature	
	日期 Date	
	客户印章 Customer signet	

该规格书为东莞力朗电池科技有限公司企业标准，未经授权，不可翻印、传播。

This spec manual is the enterprise standard of Dongguan Power Long Battery, without authorization, any pirate or circulation is prohibited.



PRODUCT SPECIFICATION


DOC. NO.: PLB-IFR26650-33A  
REV : A/04  
SHEET : 2 of 15  
ECN NO:

更新记录 Renew Record

版本 Version	描述 Description	日期 Date	备注 Remark
A/00	初版发行First version	2018.11.15	
A/01	修改倍率放电温升测试方法 Revise the rate of discharge temperature rise test method 修改低温放电测试方法 Revise low temperature discharge test method	2019.02.14	
A/02	修改其他充电模式 Revise other charging modes	2019.08.20	
A/03	修改充放电保护温度范围	2020.4.30	
A/04	修订出货带电量	2020.5.29	

该规格书为东莞力朗电池科技有限公司企业标准，未经授权，不可翻印、传播。

This spec manual is the enterprise standard of Dongguan Power Long Battery, without authorization, any pirate or circulation is prohibited.

	<b>PRODUCT SPECIFICATION</b>	DOC. NO.: <u>PLB-IFR26650-33A</u>
		REV : <u>A/04</u>
		SHEET : <u>3 of 15</u>
		ECN NO: _____

# 客户要求

## Voice of Customer

型号 Model: IFR26650-33A

版本 Version: A/04

要求客户写出他们的需求信息并提前与 PLB 沟通。如果客户有一些特别的应用或者操作条件不同于此文件中所描述的，PLB 可以根据客户的特别要求进行产品的设计和生产。


Customer should propose their special requirement and communicate with PLB in advance. If there were some application or operation conditions are different from this specification, PLB may change the design or product according to customer's special requirement.

	特殊要求 Special Requirement	标准 Standard
1		
2		
3		
4		
5		
6		
7		
8		
9		

客户名称 Customer \_\_\_\_\_ 客户签字 Signed \_\_\_\_\_ 力朗确认 PLB Confirmed \_\_\_\_\_


该规格书为东莞力朗电池科技有限公司企业标准，未经授权，不可翻印、传播。

This spec manual is the enterprise standard of Dongguan Power Long Battery, without authorization, any pirate or circulation is prohibited.

	<b>PRODUCT SPECIFICATION</b>	DOC. NO.: <u>PLB-IFR26650-33A</u>
		REV : <u>A/04</u>
		SHEET : <u>4 of 15</u>
		ECN NO: _____

## 目录 Contents

术语定义 Definition.....	5
1.适用范围 Scope.....	7
2. 产品电性能指标 Product Electrical Performance.....	7
2.1 概要 General.....	7
2.2 充电模式/参数 Charge Model/ Parameter.....	8
2.3 放电模式/参数 Discharge Model/ Parameter.....	9
2.4 低温容量（新电池状态） Low Temperature Capacity(New Cells).....	9
2.5 安全与可靠性 Safety and Reliability .....	10
3.温度上升（温升） Temperature Increasing .....	10
4.储存及循环性能 Storage and cycling performance .....	10
5.产品寿命终止管理 Product life termination management .....	11
6.应用条件 Application Condition .....	11
7.安全防范 Safety Protection.....	14
8.风险警告 Cautions .....	14
9.电芯（电池）图纸 Cell Drawing.....	15

	<b>PRODUCT SPECIFICATION</b>	DOC. NO.:	PLB-IFR26650-33A
		REV :	A/04
		SHEET :	5 of 15
		ECN NO:	

## 术语定义 Definition

产品 Product	本规格书中的“产品”是指 PLB 生产的 3300mAh 3.2V 可充电磷酸铁锂动力电池。 This product specification has been prepared to specify the 3300mAh rechargeable lithium-iron phosphate battery (3.2V) to be supplied to the customer by PLB Co., Ltd.
客户 Customer	指《PLB 产品销售合同》中的买方。 The purchaser of “PLB Product sales contract”
PLB	指《PLB 产品销售合同》中的卖方——东莞力朗电池科技有限公司。 The seller of “PLB Product sales contract”_ Dongguan Power Long Battery Co., Ltd
VN	为了区别电池应用于不同的使用区域或不同的应用条件下, PLB 为 3300mAh/3.2V 可充电锂电池定义的物料编号。 PLB defined “VN” as the stock number for 3300mAh/3.2V lithium-iron phosphate battery
周围环境温度 Temperature of environment	电池所处的周围环境温度。 Temperature of environment which battery stayed
电池管理系统 (BMS)	客户用于监测和记录产品在整个服务期限内的运行参数的一种有效的追踪和控制系统。其追踪和记录的参数包括但不限于电压、电流、温度等, 以控制产品的运行并确保产品运行环境及运行条件符合本规格书的规定。 An effective battery management system that could record the parameters of battery during the service life. The parameters including but not limited to “Voltage”, “Current”, “Temperature and so on. This could make sure product application or operation condition are conformity with our specification.
电芯温度 Cell Temperature	由接入电池的温度传感器测量的电芯的温度。温度传感器和测量线路的选择由 PLB 和客户共同商定。 Temperature that was measured by temperature sensor on the surface of cells.
新电池状态 New Cells	是指自产品的入库日期算起 7 天以内的状态 It refers to the status within 7 days from the date of warehousing of the cells
充电倍率 Charge C-Rate	充电电流与电池管理系统多次测量的电池的容量值的比率。例如: 电池容量为 3300mAh, 充电电流为 660mA 时, 则充电倍率为 0.2C; 当电池容量跌落为 2640mAh, 充电电流为 528mA 时, 则充电倍率为 0.2C。 The ratio of the charging current to the battery capacity of the battery. E.g. using 660mA current charging a 3300mAh cell, it means 0.2C charge rate; using 528mA current charging a 2640mAh cell, it means 0.2C charge rate.
循环 Cycle	电池按规定的充放标准充放一次为一个循环。循环包括短时的正常充电或者再生充电和放电过程的组合, 在充电过程中有时只有正常充电而无再生充电的情况。放电可以由一些部分放电组合在一起形成。 One cycle is defined that the battery is charged and discharged a time by the prescribed charge/discharge standard. The cycle includes a combination of a short period of normal charging or regenerative charging and discharge processes, During the charging process, there are sometimes only normal charging without regenerative charging. Discharge can be formed by some partial discharge combination.

该规格书为东莞力朗电池科技有限公司企业标准, 未经授权, 不可翻印、传播。

This spec manual is the enterprise standard of Dongguan Power Long Battery, without authorization, any pirate or circulation is prohibited.



## PRODUCT SPECIFICATION

DOC. NO.: PLB-IFR26650-33A  
 REV : A/04  
 SHEET : 6 of 15  
 ECN NO:

生产日期 Production Date	电池的制造日期。每个相关的电池的热缩膜上印刷的条码中所包含的日期。 The manufacture date of the battery. The date of the printed bar code on each associated battery.
开路电压 (OCV) Open-Circuit Voltage	没有接入任何负载和电路时测得的电池的电压。 The voltage of the battery is not connected to any load and circuit.
可恢复容量 Recoverable Capacity	本规格书 4.1 和 4.2 规定的容量 According to the specification 4.1 & 4.2
产品供货协议 Supply Agreement	PLB 和客户共同签定的有关本规格书产品的协议。 Supply Agreement which was signed by PLB and Customer
标准充电 Standard Charge	本规格书第 2.2.3 条所述的充电模式。 According to the specification 2.2.3
标准放电 Standard Discharge	本规格书 2.3.1 和 2.3.5 规定的标准放电方式 According to the specification 2.3.1&2.3.5
标准保质期 Guarantee period	指 PLB 的产品一般质量保证期限。自产品的制造日期算起一年内或双方约定。 The general quality assurance period of PLB products. One year from the date of the beginning of product manufacturing or the date agreed upon by both parties.
充电状态 (SOC) Stage of Charge	在无负载的情况下，以毫安培小时或者瓦特小时为单位计量的电池充电容量状态的所有的线性关系。如：若将容量为 3300mAh 的状态视为 100%SOC，则容量为 0mAh 时，SOC 为 0%。 In the case of no load, the linear relationships of battery charging capacity are measured in Milliampere hour or watt hour. E.g. If the state of capacity of 3300mAh is considered as 100%SOC, then the capacity is 0mAh and SOC is 0%.
温升 Temperature increase	在本规格书规定的条件如充电过程或者放电过程中电芯温度的升高。 The increase of cell temperature during charging process or discharge according to the specification.
测量单位 Measurement units	<p>“V” (Volt) 伏特 (V), 电压单位 Voltage</p> <p>“mA” (MilliAmpere) 毫安培 (mA), 电流单位 Current</p> <p>“mAh” (MilliAmpere-Hour) 毫安培-小时 (mAh), 负荷单位 Loading</p> <p>“Wh” (Watt-Hour) 瓦特-小时 (Wh), 能量单位 Energy</p> <p>“mΩ” (MilliOhm) 毫欧姆 (mΩ), 电阻单位 Resistance</p> <p>“°C” (degree Celsius) 摄氏度 (°C), 温度单位 Temperature</p> <p>“mm” (millimetre) 毫米 (mm), 长度单位 Length</p> <p>“s” (second) 秒 (s), 时间单位 Time</p> <p>“Hz” (Hertz) 赫兹 (Hz), 频率单位 Frequency</p>

该规格书为东莞力朗电池科技有限公司企业标准，未经授权，不可翻印、传播。

This spec manual is the enterprise standard of Dongguan Power Long Battery, without authorization, any pirate or circulation is prohibited.



# PRODUCT SPECIFICATION

DOC. NO.: PLB-IFR26650-33A  
REV : A/04  
SHEET : 7 of 15  
ECN NO:

## 1. 适用范围 Scope

本规格书详细描述了 PLB 生产的 3.2V 3300mAh (IFR26650-33A) 可充电磷酸铁锂动力电池的产品性能指标以及产品使用条件及风险警示。

This product specification has been prepared to specify the 3300mAh rechargeable lithium-iron phosphate battery (3.2V) to be supplied to the customer by PLB Co., Ltd.

## 2. 产品电性能指标 Product Electrical Performance

### 2.1 概要 General

No.	参数 Parameter	产品规格 Product specification	条件 Condition
2.1.1	标准容量 Typical Capacity	3300mAh	2.0~3.65V, 0.5C 放电电流, 新电池 状态 2.0~3.65V, 0.5C discharge, new cell
2.1.2	最小容量 Minimum Capacity	3270mAh	2.0~3.65V, 0.5C 放电电流, 新电池 状态 2.0~3.65V, 0.5C discharge, new cell
2.1.3	工作电压 Operation Voltage	2.0~3.65V	N.A.
2.1.4	电池内阻 (1KHz) Cell AC Impedance (1KH)	≤20 mΩ	新电池 50%SOC New cell at 50% SOC
2.1.5	出货容量 Shipment Capacity	≤30%SOC 的充电状态 (≤990mAh) 30% SOC (≤990mAh)	N.A.
2.1.6	充电工作环境温度 Charge Operating Environment Temperature	0~45℃	参考第 2.2 节 According to 2.2
2.1.7	放电工作环境温度 Discharge Operating Environment Temperature	-20~60℃	参考第 2.3 节 According to 2.3
2.1.8	电池重量 Cell Weight (g)	约 87g About 87g	N.A.
2.1.9	电池尺寸 Cell Dimension	请参考本规格书第 9 条 According No.9 of the specification	N.A.

该规格书为东莞力朗电池科技有限公司企业标准, 未经授权, 不可翻印、传播。

This spec manual is the enterprise standard of Dongguan Power Long Battery, without authorization, any pirate or circulation is prohibited.



## PRODUCT SPECIFICATION

DOC. NO.: PLB-IFR26650-33A  
 REV : A/04  
 SHEET : 8 of 15  
 ECN NO: \_\_\_\_\_

### 2.2 充电模式/参数 Charge Model/ Parameter

No.	参数 Parameters	产品规格 Specification	条件 Condition
2.2.1	标准充电电流 Standard Charge Current	1650mA	25±2℃
2.2.2	标准充电电压 Standard Charge Voltage	单体电池最大 3.65V 3.65V max for Unit Cells	25±2℃
2.2.3	标准充电模式 Standard Charge Model	以 0.5C 的电流恒流充电至单体电芯电压 3.65V 后, 转为 3.65V 恒压充电至充电电流小于 0.01C (33mA) 时, 停止充电。 Cell is charged with constant current of 0.5C to 3.65 V, and the it is converted to 3.65V constant voltage charging until the charging current is less than 0.01C (33mA).	
2.2.4	标准充电温度 Charge Temperature	25±2℃	电芯温度 Cell Surface Temperature
2.2.5	截止充电温度(电芯表面) Charge Cut-off Temperature (Cell surface temperature)	0~60℃	无论电芯处在何种充电模式, 一旦发生电芯温度超过截止充电温度范围即停止充电 No matter the charging mode of the cell, the charge need to be cut-off once the cell surface temperature exceeds the cut-off temperature range
2.2.6	充电截止保护电压 Charging Protective Voltage	最大 4.0V 4.0V max.	无论电芯处在何种充电模式, 一旦发生电芯电压超过充电截止保护电压范围即应当停止充电 No matter the charging mode of the cell, it should be stop charging process once the cell voltage exceeds the charging protective voltage range

### 2.2.7 其他充电条件 (模式) Other Charge Condition (Model)

电芯温度 Cell surface Temperature	标准充电 Standard Charge	快速充电 Fast Charge	猛烈充电 Fierce charge
<0℃	不允许充电 Prohibited	不允许充电 Prohibited	不允许充电 Prohibited
0~10℃	0.5C	0.75C	不允许充电 Prohibited
10~20℃	1.0C	1.3C	不允许充电 Prohibited
20~45℃	1.0C	2C, 电芯 SOC≤50%且时间<5min 2C, Cell's SOC ≤50% AND charge time less than 5mins	不允许充电 Prohibited
>45℃	不允许充电 Prohibited		

该规格书为东莞力朗电池科技有限公司企业标准, 未经授权, 不可翻印、传播。

This spec manual is the enterprise standard of Dongguan Power Long Battery, without authorization, any pirate or circulation is prohibited.





## PRODUCT SPECIFICATION

DOC. NO.: PLB-IFR26650-33A  
 REV : A/04  
 SHEET : 9 of 15  
 ECN NO: \_\_\_\_\_

### 2.3 放电模式/参数 Discharge Model/ Parameter

No.	参数 Parameters	产品规格 Specification	条件 Condition
2.3.1	标准放电电流 Standard Discharge Current	1650mA	25°C
2.3.2	最大持续放电电流 Max. Discharge Current (Continuous)	9900mA	环境温度 25°C Ambient temperature 25° C
2.3.3	最大脉冲放电电流 (长脉冲) Max. Discharge Current (Long Pulse)	16500mA	电芯表面温度≤60°C, 最长时间 60S Cell surface temperature less than 60°C, pulse time less than 60s
2.3.4	最大脉冲放电电流 (短脉冲) Max. Discharge Current (Short Pulse)	26400mA	电芯表面温度≤60°C, 且电芯 SOC≥50%最长 时间 10S, 电芯 SOC<50%, 最长 时间 3S Cell surface temperature less than 60°C ; when SOC≥50% less than 10S, and SOC< 50% less than 3S;
2.3.5	放电截止电压 Discharge Cut-off Voltage	单体电池最小 2.0V 2.0V Min. for unit Cell	
2.3.6	标准放电温度 Standard Discharge Temperature	25±2°C	电芯表面温度 Cell Surface Temperature
2.3.7	截止放电温度(电芯表面) Discharge Cut-off Temperature (Cell surface temperature)	-20~70°C	无论电芯处在持续放电模式或脉冲放电模式, 若电芯表面温度超过截止温度, 则应当停止放电。 No matter the discharging mode of the cell, the discharge need to be cut-off once the cell surface temperature exceeds the cut-off temperature range

### 2.4 低温容量 (新电池状态) Low Temperature Capacity(New Cells)

No.	参数 Parameter	产品规格 Specification	条件 Condition
2.4.1	0°C的容量 Capacity At 0°C	≥2640 mAh	25°C以标准电流充电, 0°C (电芯表面温度) 以标准电流放电 Cell be charged by standard charge current at 25°C, discharged by standard current at 0°C (25/0°C refers to cell surface temperature)
2.4.2	-10°C的容量 Capacity At -10°C	≥2145 mAh	25°C以标准电流充电, -10°C (电芯表面温度) 以标准电流放电 Cell be charged by standard charge current at 25°C, discharged by standard current at -10°C (25/-10°C refers to cell surface temperature)
2.4.3	-20°C的容量 Capacity At -20°C	≥1650 mAh	25°C以标准电流充电, -20°C(电芯表面温度)以标准电流放电至 1.6V Cell be charged by standard charge current at 25°C, discharged to 1.6V by standard current at -20 °C (25/-20 °C refers to cell surface temperature)

该规格书为东莞力朗电池科技有限公司企业标准, 未经授权, 不可翻印、传播。

This spec manual is the enterprise standard of Dongguan Power Long Battery, without authorization, any pirate or circulation is prohibited.



# PRODUCT SPECIFICATION

DOC. NO.: PLB-IFR26650-33A  
 REV : A/04  
 SHEET : 10 of 15  
 ECN NO: \_\_\_\_\_

## 2.5 安全与可靠性 Safety and Reliability

所有安全性能测试符合国标 GB/T 31485-2015 标准

All safety performance tests comply with GB/T 31485-2015 standard

## 3.温度上升（温升） Temperature Increasing

每个电池温升的测量应该保证电池在测试时的放置位置、方式与本规格书第 9 条电池图纸所描述的一样。电池应在环境温度较为稳定且空间足够大的房间里接受自然对流冷却。每个电池温度测量应选取经过校正的可以记录时间数据的温度感应器。在这种条件下，温升是指放电后的温度减去放电前的温度。

Each battery temperature increasing is measured at same place where the battery is placed in the same manner as described in the battery drawing of article 9 of this specification. The battery should be cooled by natural convection in a room with relatively stable ambient temperature and large space. Each battery temperature measurement should be selected with the correct temperature sensor that can record the time data. In this condition, the temperature increasing is the temperature after the discharge minus the temperature before the discharge.

No.	参数 Parameter	产品规格 Specification	条件 Conditions
3.1	持续放电温升 Temperature Increasing during Continuous Discharge	≤5℃	每个电池以标准电流放电 2h Cell is discharged by standard current for 2 hours
3.2	脉冲放电温升 Temperature Increasing during Pulse Discharge	≤10℃	在任何充电状态下，每个电池以 16500mA 电流放电 10 秒 At any SOC, cell is discharged at 16500 mA current for 10s

## 4.储存及循环性能 Storage and cycling performance

No.	参数 Parameter	产品规格 Specification	条件 Conditions
4.1	可恢复容量（短期） Recoverable Capacity(Short term)	≥3156mAh	新电池状态，标准充电到 50%的充电状态， 25℃储存 28 天，按照本规格书第 2.2.3,2.3.1 和 2.3.5 条所列的标准充放电条件测试容量 New Cell is charge to 50% SOC, then stored at 25℃ for 28 days, Recoverable Capacity is measured by standard charging and discharging conditions listed in section 2.2.3,2.3.1 and 2.3.5 in this specification
4.2	可恢复容量（长期） Recoverable Capacity(Long term)	≥3106mAh	新电池状态，标准充电到 50%的充电状态， 25℃储存 180 天，按照本规格书第 2.2.3,2.3.1 和 2.3.5 条所列的标准充放电条件测试容量 New Cell is charge to 50% SOC, then stored at 25℃ for 180 days, Recoverable Capacity is measured by standard charging and discharging conditions listed in section 2.2.3,2.3.1 and 2.3.5 in this specification
4.3	存储温度 Storage Temperature	-20℃~45℃	环境温度 Environment Temperature
4.4	储存相对湿度 Storage Relative Humidity	储存过程中严禁与易吸潮物质直接接触； It is strictly forbidden to contact with the moisture-absorbing material during storage	
		<70%RH	储存 1 个月以内(包括 1 个月) Storage for less than 1 month(Include 1 month)
		<50%RH	储存一个月以上

该规格书为东莞力朗电池科技有限公司企业标准，未经授权，不可翻印、传播。

This spec manual is the enterprise standard of Dongguan Power Long Battery, without authorization, any pirate or circulation is prohibited.



# PRODUCT SPECIFICATION

DOC. NO.: PLB-IFR26650-33A  
 REV : A/04  
 SHEET : 11 of 15  
 ECN NO: \_\_\_\_\_

			Storage for more than 1 month.
4.5	100% DOD 循环 100%DOD cycle life	≥2000 次	新电池状态, 25±2℃, 以标准充放电电流循环; 以电芯循环前 3 次的放电容量均值为初始容量, 当电芯容量达到初始容量的 80% 时结束循环, 计算循环次数
4.6	80% DOD 循环 80%DOD cycle life	≥4000 次	New Cell, cycled according to the standard charge/discharge current at 25±2℃, The average discharge capacity of the first three times of the cell cycle is taken as the initial capacity. When the cell capacity reaches 80% of the initial capacity, the cycle is finished and the number of cycles is calculated
4.7	50% DOD 循环 50%DOD cycle life	≥6000 次	

## 5. 产品寿命终止管理 Product life termination management

电池的使用期限是有限的。客户应该建立有效的跟踪系统检测并记录每个使用期限内电池的内阻。内阻的测量方法和计算方法需要客户和 PLB 共同讨论和双方同意。当使用中的电池的内阻超过这个电池最初的内阻的 250% 时, 应停止使用电池, 违反该项要求, 将免除 PLB 依据产品销售协议以及本规格书所应承担的产品质量保证责任。

Battery life is limited. Customers should set up an effective tracking system to detect and record the internal resistance of the battery. The measurement methods and calculation methods of internal resistance require customers and PLB to discuss and agree with both parties. When the battery internal resistance is more than 250% of the initial resistance, they should stop using the battery. Any violation of the requirements will be exempt from PLB's quality guarantee responsibility which based on product sales contract and this specification.

## 6. 应用条件 Application Condition

客户应当确保严格遵守以下与电池相关的应用条件:

Customers should use the battery according to the following conditions

6.1 客户应配置电池管理系统, 严密监控、管理与保护每个电池。

Customer should apply BMS to monitor, manage and protect each battery.

6.1.1 客户应向 PLB 提供电池管理系统详细的设计方案、系统特点、框架、系统数据、格式等相关信息, 以供 PLB 对该系统进行设计评估, 并建立电池管理档案。

Customer shall provide BMS detailed design, system characteristic, framework, system data information to PLB, based on these data system, PLB could evaluation, and build the battery management files.

6.1.2 未经 PLB 同意, 客户不可擅自修改或者改变电池管理系统的设计与框架, 以免影响电池的使用性能。

Without authorization of PLB, the customer shall not modify or change the design and framework of the battery management system, to make sure not to affect the performance of the battery.

6.1.3 客户应保存完整的电池运转的监测数据, 用作产品质量责任划分的参考。不具备完整的电池系统使用期限内的检测数据的, PLB 不承担产品质量保证责任。

The customer shall keep the monitoring data of the complete battery operation as a reference for product quality responsibility. The PLB does not undertake the product quality assurance responsibility without the inspection data of the complete battery system.

该规格书为东莞力朗电池科技有限公司企业标准, 未经授权, 不可翻印、传播。

This spec manual is the enterprise standard of Dongguan Power Long Battery, without authorization, any pirate or circulation is prohibited.



## PRODUCT SPECIFICATION

DOC. NO.: PLB-IFR26650-33A  
 REV : A/04  
 SHEET : 12 of 15  
 ECN NO: \_\_\_\_\_

6.1.4 电池管理系统需满足以下最基本的检测和控制要求:

The battery management system needs to meet the following basic requirements

No.	参数 Parameter	产品规格 Specification	保护动作 Protection Action
6.1.4.1	充电终止 Stop Charging	3.65V	当电池的电压达到 3.65V 时终止充电 Stop charging when the voltage reaches 3.65V
6.1.4.2	第一级过充电保护 First-Stage Overcharge Protection	大于或等于 3.8V ≥3.8V	当电池电压达到 3.8V 终止充电 Stop charging when the voltage reaches 3.8V
6.1.4.3	第二级过充电保护 Second-Stage Overcharge Protection	大于 4.0V >4.0V	当电池电压达到 4.0V 终止充电, 并锁定电池管理系统直到技术人员解决问题 When the cell voltage reaches 4.0V, locking the battery management system until the technician solves the problem
6.1.4.4	放电终止 Stop Discharge	最小 2.5V 2.5V Min.	终止放电当电池的电压达到 2.5V, 将电流降到最小 Stop discharging when the cell voltage reaches 2.5V, Minimize the current
6.1.4.5	第一级过放保护 First-Stage Over-discharge Protection	最小 2.2V 2.2V Min	终止放电当电池的电压达到 2.2V, 将电流降到最小 Stop discharging when the cell voltage reaches 2.2V, Minimize the current
6.1.4.6	第二级过放保护 Second-Stage Over-discharge Protection	最小 2.0V 2.0V Min	当电池电压低于 2.0V 时, 锁定电池管理系统直到技术人员解决问题 When the cell voltage reaches 2.0V, locking the battery management system until the technician solves the problem
6.1.4.7	短路保护 Short-circuit Protection	不允许短路 Short-circuit is Forbidden	发生短路时, 由过流器断开电池 When a short circuit occurs, the battery is disconnected from the overcurrent
6.1.4.8	过流保护 Overcurrent Protection	参考第 2.3 条放电要求 According to 2.3	电池管理系统控制放电电流符合规格 The battery management system controls the discharge current to meet the specifications
6.1.4.9	过热保护 Overheat Protection	参考第 2.2 条和第 2.3 条 According to 2.2 & 2.3	当温度超过本规格书规定时, 终止充电/放电 The charge/discharge is terminated when the temperature exceeds the specification of this specification
6.1.4.10	充电时间过长保护 Charging Time Protection	充电时间在 8 小时内 Within 8 hours	充电时间长于 8 小时, 则终止充电 Stop charging when charging time is over 8 hours

备注: 以上 No.6.1.4.2、6.1.4.3、6.1.4.5、6.1.4.6 为警示条款, 请客户注意: 当电池达到上述任何一项条款描述的指标和参数状态时, 意味着电池已超出本规格书规定的使用条件, 客户需依“保护动作”及本规格书其他相关规定对电池采取保护措施, 同时, PLB 声明对上述使用状态的电池质量不承担任何保证责任, 并对因此而导致的客户及第三方的任何损失不予赔偿。

NOTES: As for above No. 6.1.4.2, 6.1.4.3, 6.1.4.5, 6.1.4.6 are warning clauses, the customer please note: when the

该规格书为东莞力朗电池科技有限公司企业标准, 未经授权, 不可翻印、传播。

This spec manual is the enterprise standard of Dongguan Power Long Battery, without authorization, any pirate or circulation is prohibited.



## PRODUCT SPECIFICATION

DOC. NO.: PLB-IFR26650-33A  
REV : A/04  
SHEET : 13 of 15  
ECN NO: \_\_\_\_\_

battery reaches any of these describe indicators and parameters, it means that the battery has already beyond the conditions of use, the customer should be in accordance with the "protection" and other relevant provisions this specification of battery protection measures, at the same time, PLB statement on the using state of the battery does not undertake any guarantee responsibility for the quality.

6.1.5 避免电池到达过放状态, 电池电压低于 2.0V 时, 电池内部可能会遭到永久性的损坏, 此时 PLB 的产品质量保证责任失效。根据本规格书第 2.3.5 条, 当放电截止电压低于 2.0V 时, 系统内部能耗降低到最小, 并在重新充电之前延长休眠时间。客户需要培训使用者在最短的时间内重新充电, 防止电池进入过放状态。

The battery may be permanently damaged when the battery voltage is less than 2.0V, and the product quality assurance of PLB will be invalid. According to 2.3.5 of this specification, the internal energy consumption of the system should be reduced to minimum when the discharge cut-off voltage is below 2.0 V, and the storage time is prolonged before recharging. The customer needs to train the user to recharge the battery in the shortest time to prevent the battery from over-discharge state.

6.1.6 若预计将电池存放 30 天以上的, 应将 SOC 调整为 50%左右。若预计将电池存放 90 天以上的, 应将 SOC 调整为 50%左右并每 90 天对电池进行至少一次全 SOC 范围 (单体电芯 2.0~3.65V) 充放电维护动作。

If the battery is expected to be stored for more than 30 days, the SOC should be adjusted to about 50%. If the battery is expected to be stored for more than 90 days, the SOC should be adjusted to about 50% and the battery should be charged and discharged at least once in the whole SOC range (unit cell 2.0~3.65 V) for every 90 days .

6.1.7 电池避免在本规格书禁止的低温条件下充电 (包括标准充电, 快充, 紧急情况充电), 否则可能出现意外的容量降低现象。电池管理系统应依照最小的充电和再生充电温度进行控制。禁止在低于本规格书规定的温度条件下充电, 否则, PLB 不承担质量保证责任。

The battery should avoid charging (including standard charging, quick charging, emergency charging) in the low-temperature conditions which is prohibited in this specification, otherwise, unexpected capacity reduction may occur. The battery management system should be controlled according to the minimum charge and regenerative charging temperature. It is forbidden to charge when temperature is lower than the temperature conditions specified in this specification. Otherwise, PLB will not be liable for quality assurance.

6.1.8 客户在进行配组使用时候 PLB 建议客户使用带均衡功能的保护系统, 避免由于长时间使用或储存带来的电芯状态不一致, 从而影响电池组性能。

PLB advices customer should use protection system with balance function to avoid the degradation of the electrochemical performance caused by unbalance of the cell.

6.1.9 电箱设计中应充分考虑电芯的散热问题, 由于电箱散热设计问题导致的电芯或电池过热损坏, PLB 不承担质量保证责任。

In the design of the electric box, the heat diffusion of the cells should be fully considered. PLB shall not be responsible for the quality assurance due to the overheating of the battery or battery caused by the design of the electric box.

6.1.10 电箱设计中应充分考虑电芯的防水、防尘问题, 电箱必须满足国家有关标准规定的防水、防尘等级。由于防水防尘问题而导致的电芯或电池的损坏 (如腐蚀、生锈等), PLB 不承担质量保证责任。

The waterproof and dustproof problem should be fully considered in the electrical box design, and the electric box must meet the waterproof and dust-proof grade stipulated by the relevant national standards. PLB is not responsible for quality assurance due to the damage caused by the waterproof and dustproof problem (such as corrosion, rust, etc.)



## PRODUCT SPECIFICATION

DOC. NO.: PLB-IFR26650-33A  
REV : A/04  
SHEET : 14 of 15  
ECN NO: \_\_\_\_\_

### 7. 安全防范 Safety Protection

为防止电芯可能发生泄露，发热，爆炸，请注意以下预防措施：

To prevent the cell from leaking, heating and explosion, please pay attention to the following precautions:

- 7.1 严禁将电芯浸入水中。Do not immerse the core in water
- 7.2 禁止将电芯在热高温源（如火，加热器等）旁使用和留置。It is forbidden to use or retain the cell near the heat source (such as fire, heater, etc.).
- 7.3 充电时请选用锂离子电芯专用充电器。Please use the lithium ion battery charger
- 7.4 严禁颠倒正负极后使用电芯。Don't reverse the positive and negative terminals
- 7.5 严禁将电芯正负极直接连入电源插座。It is strictly forbidden to connect the electrode directly to the power socket
- 7.6 禁止将电芯丢入火或加热器中。Do not throw the cell into a fire or heater
- 7.7 禁止用金属直接连接电芯正负极，造成短路。Don't connect the positive and negative terminal directly with metal objects
- 7.8 禁止将电芯与金属，如发卡、项链等一起运输或存储。Don't transport and store the cell together with metal objects such as necklaces, hairpins.
- 7.9 禁止敲击，抛掷或踩踏电芯等。Don't strike, throw or trample the cell
- 7.10 禁止用钉子或其它利器刺穿电芯。Don't pierce the cell with a nail or other sharp object.

### 8. 风险警告 Cautions

8.1 禁止在高温下（直热的阳光下）使用或放置电芯，否则可能会引起电芯过热，起火或功能失效，寿命减短。Don't use or store the cell at very high temperature conditions (for example, strong direct sunlight or a vehicle in extremely hot conditions).

8.2 如果电芯发生泄露，电解液进入眼睛，请不要搓揉，应用清水冲洗眼睛至少 15 分钟，必要时请立即前往医院接受治疗，否则会伤害眼睛。

If the cell leaks and the electrolyte get into your eyes, don't wipe eyes, instead, thoroughly rinse the eyes with clean running water for at least 15 minutes, and immediately seek medical attention. Otherwise, eyes injury can result.

8.3 如果电芯发出异味，发热，变色，变形或使用、存储、充电过程中出现任何异常现象，立即将电芯从装置或充电器中移开并停用。

If the cell gives off an odor, generates heat, becomes discolored or deformed, or in any way appear abnormal during usage, recharging or storage, immediately remove it from the device or cell charger and stop using it.

8.4 如果电芯弄脏，使用前应用干布抹净。

In case the cell terminals get dirty, clean the terminals with a dry cloth before use.

8.5 如果电池使用寿命达到极限，请将电池放电至 2.0V 以下，将电池头部用绝缘胶纸粘住，送至专业的废品回收站回收。

If the cell beyond the useful-life, please fully discharged, sticks the cell with insulating tape, then put the cell to the specialized recycle bin.

## 9.电芯（电池）图纸 Cell Drawing

### 9.1 电芯说明及型号 Cell Model

IFR26650-33A 型号的圆柱锂离子二次电池

IFR26650-33A Cyclinder lithium ion battery

### 9.2 电芯尺寸 Cell Dimension

电芯尺寸（包含热缩膜）如图 1 所示（单位：mm）。

Cell physical dimension listed in Figure 1(unit: mm)

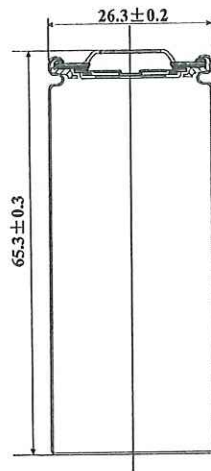


图 1 电芯外观尺寸

Figure 1 Cell appearance size

### 9.3 喷码说明 Bar code explanation




图 2 电芯喷码

Figure 2 Cell bar code

+/-: 表示电芯正负极 It refers to battery Positive pole & Negative pole.

3.2V: It refers to battery typical voltage.

10.56Wh: 表示该电芯能量 It refers to battery energy.

IFR26650-33A: 表示电芯型号 It refers to battery model.

VN18C07A: 表示电芯批次号 It refers to battery batch.

\*\*\*\*\*: 表示电芯流水号 It refers to battery serial number.